



CONCEALED CARRY


MAGAZINE®

The Ultimate Resource for the Armed Citizen

FEATURE STORY

GOD BLESS THE WARRIOR

By: Ken Hanson Esq.



Volume 5 • January
January 4, 2008

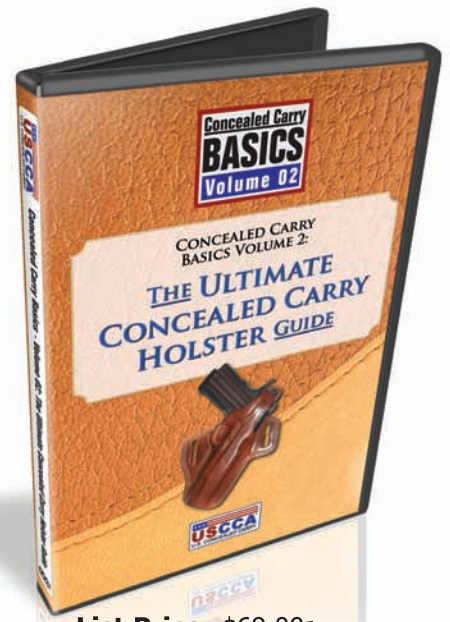
www.usconcealedcarry.com

Just Released ...

Concealed Carry Basics Volume 2: The Ultimate Concealed Carry Holster Guide

Mark Walters and Tim Schmidt Uncover The Inside Secrets of Over 33 of the Most Popular Concealed Carry Holsters On The Market!

When you absorb the information in this system, you'll save **\$1974.21** by **NOT** having to buy holsters that will end up collecting dust in your holster drawer...



List Price: ~~\$69.00~~
Your Price: \$49.00
 You Save: **\$20.00 (29%)**



Concealed Carry Basics Volume 2:
The Ultimate Concealed Carry Holster Guide



Price: \$ 49.00
Shipping & Handling: 6.97
USPS - Priority Mail
Grand Total: \$ 55.97

SHIPPING/BILLING ADDRESS

NAME (Please Print) _____

ADDRESS _____

CITY _____ STATE _____ ZIP _____

E-MAIL or PHONE # _____

PAYMENT INFORMATION

Check or Money Order Enclosed
(Payable to USCCA)

Please charge my VISA MasterCard
 AmEx Discover

NOTE: Charge will appear as US Concealed Carry Assoc.

Card # _____ - _____ - _____ - _____

Expiration Date _____

Signature _____

Here are some video screen shots and sample workbook pages from *Concealed Carry Basics Volume 2: The Ultimate Concealed Carry Holster Guide*. Tim demonstrates the draw from sportcoat concealment while Mark gives his introductory talk in front of our giant table of holsters.

One of the more fascinating aspects of our 35-page workbook is our detailed 5-point rating system. Each holster was rated on 5 different variables. This rating was then weighted and an average overall rating was given!

Here's what you'll get when you order *Concealed Carry Basics Volume 2: The Ultimate Concealed Carry Holster Guide*.

- 2-Disc DVD Set:** Over 2 hours and 20 minutes of detailed analysis and commentary on over 33 of the most popular concealed carry holsters. Mark and Tim take turns discussing all the ins and outs of the holsters that work and the holsters that DON'T work!
- 35-Page PDF Workbook on CD:** The workbook contains even more detailed information and photos of each holster that is covered on the DVDs. Each workbook page contains a review summary, a five-point ratings graph, information on the company that makes the holster, and how you can go about getting one for yourself.
- Audio Interview on CD:** After Mark and Tim spent three grueling days under the hot camera lights, they sat down and recorded a "behind-the-scenes" audio interview. You'll have your own CD of this recording where Mark and Tim talk candidly about their own personal carry-holster experiences.

Order Your Copy TODAY!

Mail this form with payment to:
USCCA - STORE
 4466 CTY ROAD P
 SUITE 204
 JACKSON, WI 53037



www.USConcealedCarry.com
USCCA (877) 677-1919

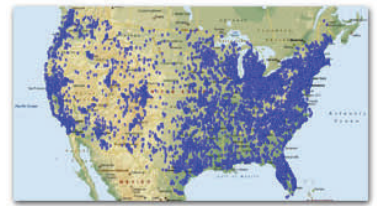
BULLETPROOF
USCCA
 100% Money-Back
 GUARANTEE
See Fine Print **

** The FINE PRINT:

The USCCA "BulletProof" 100% money-back guarantee gives you a **full year** to return ANY of our products if you are unhappy!

The USCCA is The Most Comprehensive, Up-To-Date Resource for the Law-Abiding, Armed Citizen.

When you join USCCA, you'll...



When you join USCCA, you'll be joining **27,301+** other Americans. You'll make friends on our forum. You'll **save time and money** by reading gun and gear reviews before you buy. **You'll enjoy** your own subscription to Concealed Carry Magazine. You'll **learn** about the latest in holsters, training techniques and much, much more!

- Make new friends** with like-minded folks on our private forum.
- Save time and money** with our concealed carry gun and gear reviews.
- Enjoy your own subscription to Concealed Carry Magazine.
- Learn** the latest in training & self-defense techniques.
- Enjoy **peace-of-mind** knowing you're properly prepared.

Please, select which membership option is best for you...

YES! Start my USCCA membership today. I understand I am protected by USCCA's legendary, **bulletproof**, **100% money-back**, life-time guarantee.



"Concealed Carry Magazine provides **crucial information**, training advice and

personal encouragement. Thank you for your valuable service! "

Will Roberts
Clinton, TN



"I love to read and learn about people just like me. There is **nothing** quite like

the USCCA. It is a reliable, informative & comprehensive go-to resource."

Ginny Schweiss
St. Louis, MO



"I'm very pleased with all that I get with my USCCA membership...

... it is well worth the money and I'm **proud** to be a member."

Clyde A. Marcantel, Jr.
Lumberton, TX

Website Only Membership



Join Now!

- Membership website access.
- Members-only forum access.

Magazine Only Membership



Join Now!

- Subscription to Concealed Carry Magazine Every 6 weeks you'll receive the latest issue delivered to your door in a plain, brown envelope for privacy.

Magazine & Website Membership



Join Now!

★★★★★ BEST Value!

- Subscription to Concealed Carry Magazine
- Membership website access. Instant PDF download access to all back issues of Concealed Carry Magazine. (That's 4+ years of back issues!)
- Members-Only **Discussion Forum** (55,000+ posts from members!)

Since our humble beginnings in 2004, we've grown to over 27,301 members strong! And I'm proud to say that we've created much more than a magazine - we're created a very tight-knit community of folks from all walks of life...Moms, Dads, Grandmas, young adults, doctors, mechanics, teachers, business owners, retired folks - you name it.

If you feel the same way I do about family, responsibility, and self-defense, I'd be honored to have you as a new member.

Sincerely,

Tim Schmidt
Founder - USCCA

The World's Largest Selection of Professional Quality Concealment Products:

Master of Concealment.com

Undercover Comfort

Compression T-Shirt Holster



V-Neck with Sleeves

White • T0420WH • \$69.95
Black • T0420BK • \$69.95

Belly Band



SIZES: X-Small (24"-27"), Small (28"-32"),
Medium (33"-36"), Large (37"-40"), X-Large (41"-45"),
XX-Large (46"-52"), XXX-Large (52" & over")
Black • Item #B0048 • \$29.95
White • Item #B0048W • \$34.95

Stealth Ankle Holster

Deep concealment... Very Deep!



Specify gun type & right or left handed when ordering.

Pistols #T0044P • \$79.95
Revolvers #T0044R • \$79.95

Sky Cop Holster

Cross-Draw Holster



Item #T0353 • \$64.95

Solitaire Holster Purse



Black • Item #T0485-BK • \$135.99
Brown • Item #T0485-BR • \$135.99

I.W.B. Concealment Holster



*Inside the
Waistband!*

Pistols #T0029P • \$99.95
Revolvers #T0029R • \$99.95

Ultra Deep Cover IWB Holster



Pistols #T0290P • \$69.95
Revolvers #T0290R • \$69.95

Stow-N-Go Holster

Affordable I.W.B. Concealment



Pistols #T0457P • \$24.95
Revolvers #T0457R • \$24.95

Compression Concealment Shorts



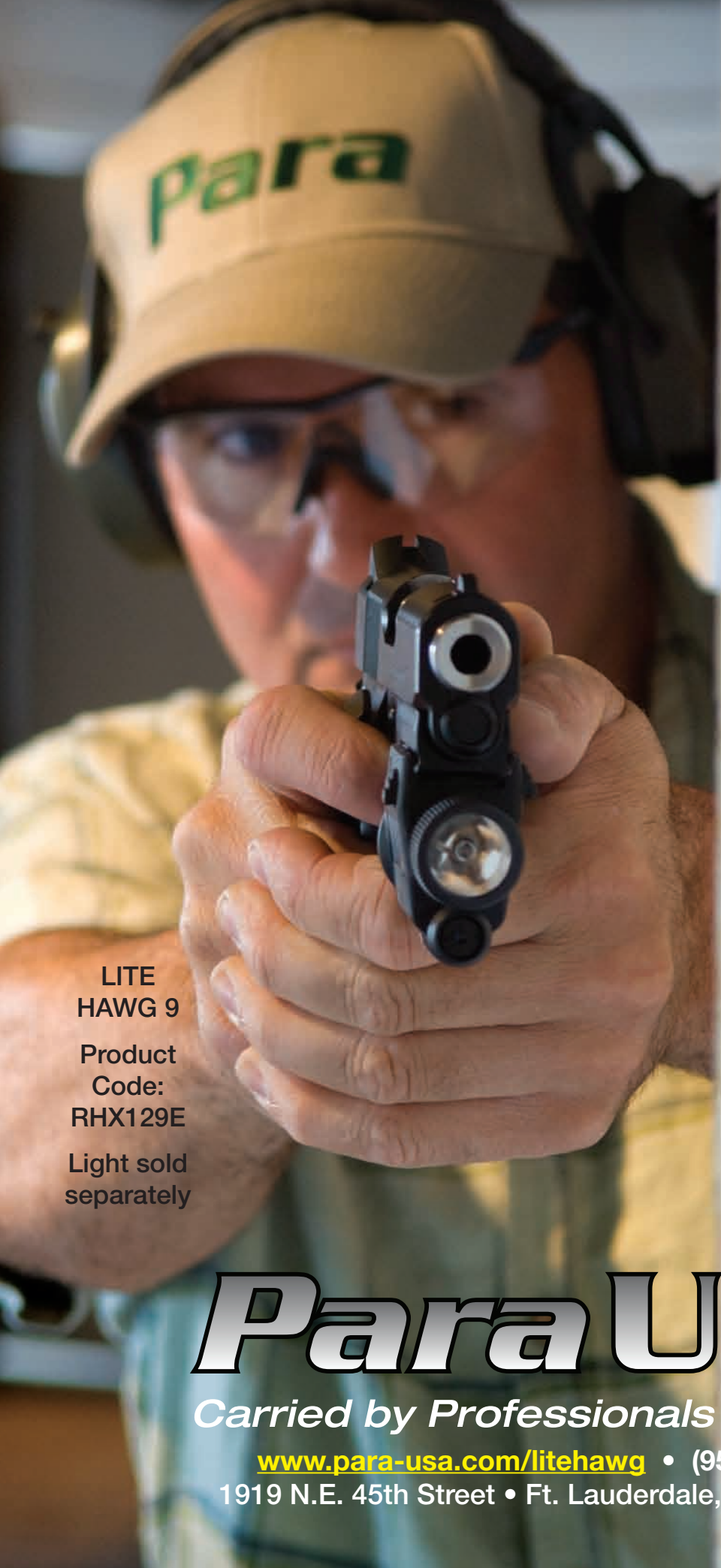
Item #T0479WH-S • \$69.95

Call Toll Free (800) 601-8273



Over 500 Holsters & Concealment Items on Display:

www.MasterofConcealment.com



**Para builds
tough
guns
for
tough
guys...**

...who train to be the best they can be whether it is to protect their family or if they are officers sworn to protect you. They train constantly with the pistols and equipment they are going to use to stop violent encounters. You can not rely on yesterday's technology to stop today's threats.

The Lite Hawg 9 holds 12 rounds of 9mm firepower. Its light rail holds a tactical light so you can illuminate your subject for positive threat identification.

Put Para technology on your side for the winning edge, now.

LITE
HAWG 9

Product
Code:
RHX129E

Light sold
separately

Para USATM

Carried by Professionals Worldwide

www.para-usa.com/litehawg • (954) 202-4440
1919 N.E. 45th Street • Ft. Lauderdale, FL 33308-5136

HIGHLIGHTS

CCM "Profile" - A. Christopher Beglin _____ 06
Timothy J. Schmidt/Maria Harris

Gun Review - George Hill - Contributing Editor _____ 15
 CHARTER ARMS

Gear Review - Tony Walker - Contributing Editor _____ 22
 MASTERING THE CROSSDRAW

Training Course Review - William Desy - Guest Editor _____ 29
 TRAIN WITH THE EXPERTS AT I.T.T.S.

2nd Amendment - Tim Thorstenson - Guest Editor _____ 38
 HOW ANTI-GUN PROPAGANDA WORKS

Tactics and Training - Jerrod S. Smelker - Guest Editor _____ 46
 SAFE ROOMS

COLUMNS

"Licensed to Fear" Column by: L. Neil Smith _____ 11
A Member of the JPFO Liberty Crew
 "GOODY GUNS" HIT THE TARGET

"Grassroots: In the Spotlight" Column by: Mike Harlow _____ 18
 HARLOW HOLSTERS

"The Ordinary Guy" Column by: Mark A. Walters _____ 24
 TINK, TINK, TINK

"It Doesn't Have to Make Sense: It's Just the Law" Column by: K. L. Jamison _____ 26
 "SIGNS"

"SIGARMS" Column by: George Harris _____ 34
 CENTER BODY FOR CONCEALED CARRY

"Armed Senior Citizen" Column by: Bruce N. Eimer, Ph.D _____ 35
 MANAGING UNCERTAINTY: FIVE SIMPLE SOLUTIONS

"Street Tactics: Reality-Based Gun & Knife Fighting" Column by: Gabriel Suarez _____ 41
 ON FITNESS FOR THE GUNFIGHTER

"A Woman's Perspective" Column by: Kathy Jackson _____ 43
 GUN FIT

"Force-On-Force Notebook" Written by: Jack Rumbaugh _____ 48
 VOLUME VI

DEPARTMENTS

Tim's Thoughts _____ 02


Letters to the Editor _____ 05

CCM True Stories - Compiled by Sten Jackson _____ 10

U.S. Concealed Carry - MOUTH MARKETING _____ 52
 FIRSTLIGHT LIBERATOR® TACTICAL LIGHT

FEATURE STORY

GOD BLESS THE WARRIOR
Ken Hanson, Esq. _____ 12
Guest Editor



Publisher & Editor

Timothy J. Schmidt

Managing Editor

Maria Harris

Art Director

Tonnie M. Lund

Circulation Manager

Laura Otto

Copy Editor

John Higgs

Technical Editors

Sten Jackson

Fred W. Black

Hank J. O'Meara

Column Editors

Bruce N. Eimer, Ph.D

George Harris

Kathy Jackson

K. L. Jamison

L. Neil Smith - JPFO Liberty Crew

Jack Rumbaugh

Gabriel Suarez

Mark A. Walters

Contributing Editors

George Hill

Tony Walker

Guest Editors

A. Christopher Beglin

William Desy

Ken Hanson Esq.

Mike Harlow

Jerrold S. Smelker

Tim Thorstenson

Advertising Sales

Bob Cole

360-665-0542

E-mail: bobcole@centurytel.net

Signed articles in Concealed Carry Magazine reflect the views of the author, and are not necessarily the views of the editors at Delta Media, LLC. The claims and opinions in the paid advertisements published in this magazine are not necessarily the claims and opinions of Delta Media, LLC. Delta Media, LLC takes no responsibility for these views, claims or opinions. Concealed Carry Magazine and the U.S. Concealed Carry Association are registered trademarks of Delta Media, LLC. All Rights Reserved. Copyright 2004-2007 by Delta Media, LLC. Reproduction, copying, or distribution of Concealed Carry Magazine is prohibited without written permission.

Published for U.S. Concealed Carry by:



4466 County Road P - Suite 204
Jackson, WI 53037

(877) 677-1919 Customer Service

(262) 677-8877 U.S. Concealed Carry

Volume 5 - January 2008 Issue

Concealed Carry Magazine - January 2008 Issue; January 4, 2008 (USPS: 022-302, ISSN: 1550-7866) is published 8 times per year for \$39.00 per year by Delta Media, LLC, 4466 County Road P - STE 204, Jackson, WI 53037-9272. Periodicals postage paid at Jackson, WI and additional mailing offices.

POSTMASTER: Send address changes to: Concealed Carry Magazine, 4466 County Road P - STE 204, Jackson, WI 53037-9272.

TIM'S THOUGHTS

THE POWER OF GRATITUDE

I realize that you won't be reading these words until sometime in 2008, but as I write this sentence it is only a few days until Thanksgiving and I am feeling very guilty. You may ask, "Tim, why are you feeling guilty, you're supposed to be feeling thankful!" Well my friend, the reason I'm feeling guilty is because I have SO much to be thankful for and yet, I rarely take the time to be gracious for all my blessings.

I have discovered that I am happiest in my life when I spend time every day giving thanks and showing profound gratitude for my wife, kids, family, profession, etc. Now, does this mean that everything in my life is perfect? Heck no! In fact, my life is very imperfect. But, the more I focus on the good parts of my life, the more "good things" tend to happen.

So... even though it is way past Thanksgiving for you, I challenge you to take ten minutes right now and think of five things you are very thankful for. I promise that it will be well worth your time!

Be safe and God Bless,

Tim Schmidt

P.S. - I recently saw the movie "Bella." This was one of the most moving and powerful movies I've seen in a long time. I highly recommend it! (By now it's probably out on DVD.)

JANUARY 2008 - Cover Photograph - William B Mixon



PHOTOGRAPHER: Ed Saunders—Southern Heritage Photos

MODEL: Bill Mixon of Hampton, Virginia is a 59-year-old retired marine designer. He has been into firearms for recreation and self-defense since he was 9 years old. As a true supporter of the Second Amendment, he is a member of Gun Owners of America, a member of USCCA, and a Life/Benefactor member of the NRA.

In addition, he is a member of the Virginia Citizens Defense League, a highly recommended gun rights organization known for its steadfast defense of Virginia open and concealed right to carry. Having had a concealed carry permit since 1988, gun rights is an issue he does not take lightly.


As can be seen in the photo, he considers dry firing an important training aid in addition to live fire. Bill routinely shoots at his local gun club, Lafayette Gun Club in Grafton, VA. His weapon of choice, as seen on the cover, is the Glock 19 (9mm) with Trijicon sights. It is carried in a Gould & Goodrich holster. When not employing the Glock, he carries a Kahr P40 (.40 S&W) in a Hume IWB holster.

Generally, his choice of ammunition for self-defense is Federal Hydra-Shok. For practice, he normally uses premium target rounds from Winchester.

With a lifetime of firearms involvement and as a member of the Sons of the American Revolution, Bill knows the importance of fighting for rights given us by the blood of our ancestors and reminds each of us that it is our duty to take a pro-active role in defending all that we hold dear.



You'll discover the secret to comfort and security with this type of holster.



I own three of these holsters and only one of them really works! You'll learn why...



This holster is amazing... One small adjustment increased comfort by 10X!



Before you take this holster on a trip, you'll need to know this tip...

With the passage of **concealed carry** laws throughout the United States, more and more Americans are discovering the benefits of carrying a gun for self-defense. In order for that gun to be effective, it must be on your person and it must be concealed in such a manner to avoid detection but be ready for use in an instant!
- **Mark Walters**, Author of "Ordinary Guy Column" - *Concealed Carry Magazine*

"Now You Can Learn **Real Insider Secrets** About **Four of the Best Ways** to Deeply Conceal a Handgun..."

You'll save **time, money** and you'll **eliminate frustration** with **Ultra-Deep Concealment Techniques...**

Have you already made the decision to carry a handgun for personal protection? Are you considering carrying a gun but maybe a little confused about the best way to do so? Maybe you have a handgun carry permit but haven't yet found the most comfortable carry method?

Carrying a concealed handgun for personal protection is one of, if not the most, important decisions you may ever make during your lifetime. It was for me!

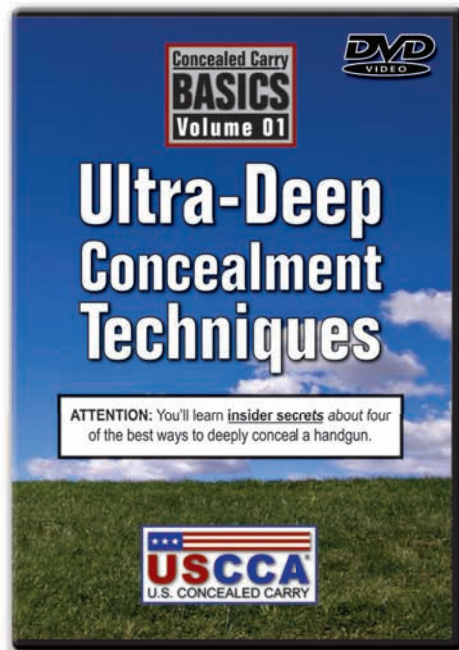
Learning the techniques in *Concealed Carry Basics Volume 01* may just save your life one day!

Let me introduce myself. My name is Mark Walters and some of you may know me as "The Ordinary Guy" columnist for *Concealed Carry Magazine*. I know first-hand the importance of carrying a handgun for self-defense!

7 things you'll learn when you watch the DVD, read the workbook and listen to the audio CD.

1. Fully conceal any size handgun.
2. Learn to quickly deploy your handgun from concealment.
3. Maximize your clothing options when carrying concealed.
4. Discover which concealment method works best for you.
5. Save money on unused holsters you won't have to buy.
6. Gain the necessary confidence to carry ALL the time.
7. Overcome the fear of your gun being discovered in discreet situations.

You see, back in November of 2002, I was on my way to work when I found myself the intended victim of a violent criminal during an attempted carjacking while stopped at a traffic light. My ability to produce my handgun quickly, from deep concealment, stopped that violent thug in his tracks. With-



What is included in this package?

- DVD Video** w/ step-by-step instructions. Running time: 40 minutes.
- Companion Workbook** PDF format on CD w/ 67 annotated photos.
- Audio CD** for car listening. CD running time: 55 minutes.
- USCCA BULLETPROOF 100% Money-Back Guarantee****

out even firing a shot, I was able to end the crime against me before it could escalate.

My concealed handgun, and my ability to produce it quickly, likely saved my life that morning.

Concealed Carry Basics Volume 01: Ultra-Deep Concealment Techniques will show you four comfortable methods of deep concealment that may very well save your life one day.

Let's face facts. Violent crime occurs where you live, no matter where that may be. It is estimated that handguns carried by law-abiding citizens are used over 2 million times every year to stop a crime and in over 90 percent of those cases, a shot is never fired.

Maybe you have a CCW permit and don't carry everywhere. Maybe you're considering obtaining your license.

List Price: ~~\$69.00~~
Your Price: **\$49.00**
You Save: **\$20.00 (29%)**

Turn page for ordering information.

Concealed Carry Basics Volume 01: Ultra-Deep Concealment Techniques will give you the confidence to carry your gun under any circumstances with any type of attire.

Don't miss out on this opportunity to learn **Real Insider Secrets** about four of the best ways to deeply conceal a handgun that may just save your life or the lives of your family!

Be sure to order your package today. With the USCCA 100%, bulletproof, money-back guarantee, you've got nothing to lose!

www.USConcealedCarry.com
USCCA (877) 677-1919
Turn page for ordering information.

**** BULLETPROOF 100% Money-Back Guarantee: Fine Print**
The USCCA "BulletProof" 100% money-back guarantee gives you a full year to return ANY of our products if you are unhappy for any reason!

The USCCA Store Is Open!

I'm sure you'll find something to help you show your USCCA pride.

Tim Schmidt
Tim Schmidt




USCCA Logo T-Shirt: Hanes "Beefy-T", 6.1-ounce, 100% ring spun cotton. Taped shoulder to shoulder. Double needle cover seamed neck. USCCA logo is silk screened in two colors. White only. Please specify size: (XXL, XL, L, M, S)

Item No. **APL-001**

List Price: ~~\$18.95~~
Your Price: **\$15.95**
You Save: **\$3.00 (16%)**

USCCA Embroidered Patch: The USCCA embroidered "mini" patch is 1" high x 2.5" wide. The patch is 100% embroidered in red, white and blue and has a heat sealed back. Perfect for coats, hats & bags.



(.45 ACP Cartridge For Size Reference)

Item No. **APL-004**

List Price: ~~\$5.00~~
Your Price: **\$3.97**
You Save: **\$1.03 (21%)**



Concealed Carry Basics Volume 01: Ultra-Deep Concealment Techniques: This DVD, workbook and Audio CD package is the first in our concealed carry education/training series. Please see the previous page for details.

Item No. **INF-001**

List Price: ~~\$69.00~~
Your Price: **\$49.00**
You Save: **\$20.00 (29%)**



USCCA Logo Hat: 6-panel, blended cotton, unstructured twill cap. Pre-formed sandwich bill with embroidered USCCA logo on front, USA flag and "USCCA" embroidered on back. Adjustable Velcro closure. (One size fits all.)

Item No. **APL-005**

List Price: ~~\$18.95~~
Your Price: **\$15.95**
You Save: **\$3.00 (16%)**



USCCA Bumper Sticker (Set of 3): USCCA bumper sticker decal is 5.5" x 2.0". Uses a high strength yet removable adhesive. Vinyl material for outdoor durability. Discreetly display your pride!

Item No. **APL-003**

List Price: ~~\$5.00~~
Your Price: **\$3.97**
You Save: **\$1.03 (21%)**



USCCA Enamel Logo Pin: Cloisonne style pin with fired enamel, buffed finish. 1" wide x 3/8" high. Military clutch fastener.

Item No. **APL-002**

List Price: ~~\$5.00~~
Your Price: **\$3.97**
You Save: **\$1.03 (21%)**

GOLD

GOLD Special Discount Package: This is, by far, our best deal! With this package, you'll get Volume 1 of our Concealed Carry Basics series, our entire apparel package, and a FREE Bonus Concealed Carry Magazine Archive CD! Please be sure to specify shirt size!



Item No. **PKG-001**

List Price: ~~\$159.00~~
Your Price: **\$83.00**
You Save: **\$76.00 (48%)**

Best Deal!

SILVER

SILVER Special Discount Package: If you're thinking about more than one USCCA logo product, here is a way you can get ALL of them at an even BETTER price! This package includes our entire apparel line. Please be sure to specify your shirt size!



Item No. **PKG-002**

List Price: ~~\$53.00~~
Your Price: **\$39.00**
You Save: **\$14.00 (26%)**

Item No.	Product Description	Size	Qty.	Price Ea.	Sub-Total

SHIPPING/BILLING ADDRESS _____

NAME (Please Print) _____

ADDRESS _____

CITY _____ STATE _____ ZIP _____

E-MAIL or PHONE # _____

PAYMENT INFORMATION _____

Check or Money Order Enclosed (Payable to USCCA)

Please charge my VISA MasterCard AmEx Discover

NOTE: Charge will appear as US Concealed Carry Assoc.

Card # _____ - _____ - _____ - _____

Expiration Date _____

Signature _____

Order Total: _____

Sales Tax: WI Residents Only - 5.6% _____

Shipping & Handling: USPS - Priority Mail **\$ 6.97**

Grand Total: _____

Mail this form with payment to:

USCCA - STORE
4466 CTY ROAD P
SUITE 204
JACKSON, WI 53037



www.USConcealedCarry.com

USCCA (877) 677-1919

BULLETPROOF

USCCA

100% Money-Back GUARANTEE

See Fine Print **

**** The FINE PRINT:**

The USCCA "BulletProof" 100% money-back guarantee gives you a full year to return ANY of our products if you are unhappy for any reason!

LETTERS TO THE EDITOR

Dear Editor,

I read the article, "The Snubby Revolver: Mechanisms and Maintenance" by Bruce Eimer in the October 2007 issue of CCM. It has, by far, the best directions on cleaning a revolver I've ever come across. I'd love to see him do another on cleaning automatics. I just wanted to say that articles like this make the membership worth paying for.

Dan Reed
Bass Harbor, ME

Dear Editor,

I've just read with delight Bob Jorgensen's USCCA website article on practical carry implications for us "every-day Joes." I live in upper-middle class suburbia and struggle to make concealed carry practical and real on a daily basis. Crime is rare here and violent crime rarer, but frequent enough that thank God some of us are capable of defending ourselves and our loved ones. I cherish this right and responsibility.

Working in an office, shopping in town, taking the kids to school and on errands is the start of a list I'm making and starting to think through if I'm called upon to perform my duty. What situations am I most likely to be confronted with and what would I do? What are the alternatives and how do the scenarios play out? My carry choice is a Kel-Tec P380 with a (soon to add) Armalaser. I carry it in my front right pants pocket.

I practice entering and exiting my vehicles, discreetly transferring my firearm to/from my pocket. The scenario changes if I'm carrying my briefcase. Parking lots seem to be dangerous places, so having a gun in hand seems like a good idea. The USCCA does a great job of writing about real-life scenarios, and I'd like to see more. I'm 5'9, 140 lbs. and like to run around in shorts and a T-shirt in the summer. Concealing a 1911 is not in my future! Thanks for a great article and please write more.

Roy Carnes
Richardson, TX

Dear Editor,

No pun intended, but thanks for the ammo your readers and I can now use against the gun-hating yahoos of this great nation. I'm referring to the amazing lesson learned from contributor, Robert G. Heinritz, Jr, J.D. in his article, "A Brief History of the Right to Self-Defense" (CCM - Volume 4, October 2007). I try to stay in touch with all the gun-speak going on, but frankly, even I wasn't aware of some of the facts he wrote about, especially the part about Australia.

I recently purchased a gun magazine at a local convenience store here in my town. The 50-something clerk harassed me about it saying the usual, "Guns are bad...blah, blah, blah!" My response? I told her that she was 10 times more likely to be killed on the job than a cop, and that a good citizen

carrying a gun has a better chance of saving her life than the police. In a typical, ignorant fashion, she said, "Yeah, right!" I hope she never has to help prove my point.

Dan Luna
Sanford, FL

New USCCA Forum is LIVE!

After 16+ weeks of blood, sweat and tears, the brand new USCCA forum is live.

You can access the forum via the main website or you can go directly to the forum by going the link below:

www.uscca.us/forum

Please use your current username and password to login to the new forum. If you have any questions or problems, please use the forum 'contact us' page located here: www.uscca.us/forum/sendmessage.php

I hope you like all the new forum enhancements and features.

Tim Schmidt - Founder
U.S. Concealed Carry

You will need to have a USCCA Deluxe Membership with a username and password in order to access the forum. If you would like to upgrade to a Deluxe Membership, please contact our customer service department—877-677-1919.

Due to volume received, not all letters can be answered. Letters may be edited for space and clarity.

Send your letters to:

Concealed Carry Magazine

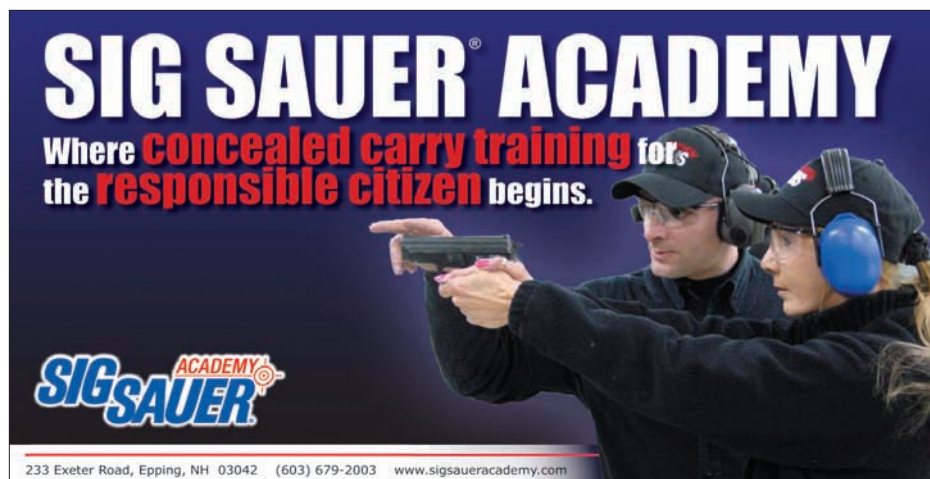
Attn: Editor

4466 Hwy P - Suite 204

Jackson, WI 53037

Or use our contact form:

<http://www.usconcealedcarry.com>



SIG SAUER® ACADEMY
Where **concealed carry training** for the **responsible citizen** begins.

SIG SAUER ACADEMY

233 Exeter Road, Epping, NH 03042 (603) 679-2003 www.sigsaueracademy.com



Shooting with the SIG 226 ST.



The passion of biking!

A. Christopher Beglin

I am an expatriate Englishman age 62, now married to an American lady and permanently domiciled for the last seven years in southwest Pennsylvania. Since October 2005, I have been able to call myself a proud American, having secured my citizenship. I have two offspring from my first marriage, a son age 30, and a daughter age 32, both married. I am fortunate that my son lives a mere 24 miles away (by sheer chance), but my daughter however is still in the UK. I taught them both about guns and shooting when they were very young, accompanying me often on range visits. They are still both very competent shots, though sadly as you might expect, my daughter cannot exercise her skills unless on vacation visiting me. Currently, I am a proud grandfather four times over from them both.

I also have two step-children by my current marriage, a son and daughter age near 20 and 22 respectively. My step-daughter has had some tuition from me on shooting and I bought her a Bersa .380 for her 21st birthday, following which she later procured her carry permit. My step-son joined the Navy earlier this year and has had good weapon training

with the issue Beretta 9mm sidearm, plus some extra range time with me when on leave. I expect he will, when he is of age, probably facilitate his own carry permit.

My professional career began in 1967 when I qualified as a registered osteopath (not too different from a chiropractor) and I pursued this until 1974, when for reasons of having my own untreatable back problem, had to give it up. I then followed various types of work which included being a night station manager at a London radio station. In 1975, I was lured back to my old college to administer the out-patient clinic. That lasted two years after which I started my own small business, geared very much towards engineering-oriented work, progressing into R&D prototyping tasks and "one-off" jobs. Partly due to work being thin on the ground, I decided in a moment of extreme recklessness in 1992 to consolidate my engineering experience by studying at the University of Plymouth, gaining my "B. Eng Hons Systems 2.1" degree in 1995. It was a sobering experience remembering what it is like trying to "live on fresh air" and have a motorcycle as sole transportation.



ccm profile

Each issue of CCM contains an article that "PROFILES" an everyday individual who carries a concealed weapon. This article is an inspiration to our readers by helping them to realize that they are not alone in their lifestyle decision to always be armed.

Had it not been for reloading, I doubt my shooting would have been so active.

I started shooting originally with air weapons at a young age, and was first active with firearms proper as an army cadet from 1960-1963, shooting competition long range rifle at the renowned Bisley ranges with an Enfield .303 Mk IV target rifle. There was also small-bore rifle shooting during that same period. For many years, while I was at college and during my early work years shooting took a very definite back seat. In the later '70s, I resumed more active shooting and bought a new shotgun. Not long after that, I relocated to Devon County in the southwest UK. I soon found and joined a small-bore club, getting into rifle and pistol again quite seriously, and it was not long before I found another club within which to enjoy centerfire and competition shooting in many disciplines.

Over the years that followed, I built up a collection of some 24 handguns, several rifles and some muzzle loaders. I also got enthusiastically into reloading. Two of the rifles (carbines) were deactivated on a mandatory basis in the late '80s as a result of a ban on semi-autos, thanks to Michael Ryan, who ran amok in Hungerford (Berkshire County) with an AK clone August 19, 1987 (details here for those interested: http://www.crimelibrary.com/notorious_murders/mass/michael_ryan).

It was just the excuse the government needed to remove that aspect of the "privilege"; gun ownership was not a right. Handgun shooting continued until the Thomas Hamilton debacle at Dunblane, Scotland on March 13, 1996 (details can be seen here: http://www.crimelibrary.com/notorious_murders/mass/dunblane_massacre/?sect=8) which resulted in a further major extreme restriction of privilege—relinquishing all my handguns in September 1997. I had no Second Amendment to protect my gun ownership in the UK, and I didn't have a legal option to carry either, although I was, from quite an early age, very aware of my own considered inherent human right to self-defense. A short blade was about all I could (legally) carry but I did at least, prior to 1997, have the means to be armed at home with a handgun.

Once settled in America, and a legal permanent resident of the U.S. with a green card, I set about rebuilding my firearms collection, investing much from the proceeds of the sale of my UK property. It was most satisfying to be able to resume the interest fully and again be able to utilize my retained reloading

equipment. Normalcy gradually seemed to return to this near lifelong passion as I found clubs and fellow shooters with whom to share the sport.

As a small means to "give something back," I took an NRA Instructor's course in 2004, and became certified in all four main shooting disciplines as well as range safety officer. I have teamed up with some fellow instructors to run Basic Pistol courses and have also taught the Personal Protection course. It is hoped that in the near future I may also be able to teach regularly at a proposed new range in my area. I try, when possible, to also bring new shooters into the sport and promote RKBA issues.

Pennsylvania is a "shall issue" state and, fortunately, reasonably gun-friendly; although these days it seems ever more obvious that there are many more people around who have a paranoid fear of "the gun" as being, in and of itself, some diabolical piece of inert machinery, capable of mayhem all on its own! Much of this can be attributed to the mainstream media's reporting with a strong bias against guns, even though it seems at times to be little more than disinformation. Our collective battle against gut emotion over simple logic is ongoing and seems to get harder all the time.

My interest in firearms is broad, through many varieties of handgun, hunting rifles and also a number of military surplus rifles. Having "teethed" on revolvers when younger, I still retain a strong affection for those, and confess to also enjoying the large bore versions such as .454 Casull and 45-70.



One of my many enjoyed RC airplanes.

CCM Interview

CCM: Was there a specific incident that caused you to carry a gun?

Chris: No specific incident affected me personally. My prime consideration was exercising a right as well as my own simple compulsion to have an effective means of self-defense. I realized that no one else was going to do it for me and so it was my responsibility entirely. I was already a long-time shooter and from there it was a simple and logical progression.

While not directly influencing my decision to carry, I was also aware of an experience suffered by a friend who was walking unarmed in Pittsburgh. He was accosted by two youths, one of whom was armed, and he was robbed. He offered no resistance which was probably about all he could do. But he was terrified further when the guy with the gun on leaving, turned back and levelled his gun as if to shoot. My friend realized that had he been armed, that could have been his chance to save his life, had the robber intended to actually shoot him. He was lucky and he knew it. Now he carries.

CCM: Have you ever had to use your firearm in a defensive situation?

Chris: Fortunately, no. I am glad to share that status with probably the vast majority of those who carry. I follow the generally adopted common sense code of CCW which is to avoid trouble at all costs, because carrying a firearm is no invitation to a gun fight. Quite the opposite.

CCM: What training methods do you employ? Do you have any recommendations?

Chris: My training is probably never up to the level I would like because most of my shooting is very recreational—plus the effects of age! I shoot in IDPA as much as time allows, and also some PPC 600. These two disciplines are rather complementary by opposites. With IDPA we have fast shooting from various positions against the clock, including obstacles, cover, even on the move.

Continued on page 8



I know - I shouldn't smoke!



Some of the guys at Bedford PA, RC Flying club.

This hones certain skills such as reloads, malfunction clearances, and almost point shooting. PPC however is geared to fixed time exposure of turning targets. This helps skills like draw, fast target acquisition, and perhaps most important, the ability to not only shoot quite fast but sufficiently accurately at many distances, not just close-up.

Apart from what we may call "tactical" training, I am firmly of the opinion that simple, intimate familiarity with a chosen platform is essential. This can be acquired with regular shooting and competition. I consider this also includes familiarity with a gun's internals, and regular dry-fire exercises (which are, of course, carried out with a properly cleared gun). My main range practice usually includes at least two aspects I regard as vital over and above just static paper perforation: shooting on the move, and weak hand drills. As most probably agree, repetition leading to a building of muscle memory is essential in order to facilitate smooth, fast, and safe operation.

CCM: How long have you carried a concealed weapon?

Chris: I obtained my CCW early in 2002. I carry all my waking hours regardless, even though I work from home and live in an ostensibly pretty safe area. The rationale being simply that no one can ever know when something might occur. Two years ago, my wife obtained her CCW and is aware of the value of it, even though she carries intermittently.

CCM: What weapons do you carry?

Chris: I started off carrying a Taurus M85 snub in .38 Spl. This served well but was replaced by a Ruger SP-101 which I liked a lot, and it was less prone to corrosion from sweat. I was placing some reliance on the revolver over a semi-auto at this stage due to almost guaranteed reliability, even if lower on round count (though I always had at least one speedloader on my person). Three or more years ago, having been given a holster that was ideal, I transitioned to a semi-automatic Browning Hi Power. This served for some while until I bought my current carry, which is a SIG 226 ST in 9mm. For me, the SIG is about the perfect carry sidearm. It is, of course, a "full-sized" firearm and thus quite heavy, but weight does not bother me to carry, plus giving the benefits of a more stable platform. The capacity of 15+1 means that I feel reasonably well-equipped even without a spare magazine.

I should, for completeness sake include two other guns: One, a North American Arms Mini revolver in .22 Magnum is a BUG (back-up gun) and resides most times when I'm out, in a vest or shirt front pocket. While it is what many call a "mouse gun" it is nonetheless a back-up to hand should the primary fail for some reason. The other back-up option is the Rohrbaugh R9, a superlative pocket pistol in 9mm which can, at times due to conditions, become sole primary as well as otherwise BUG category.

One very useful extra I employ is Crimson Trace Lasergrips. I have those on my SP-101 as well as the SIG. Predictably, they don't do well in very bright light, but once light levels drop they are excellent, permitting unconventional shooting positions and very fast target

acquisition. I practice with open sights of course, including dry fire to improve point shooting skills. But considering situations often occur in subdued light, I rate the lasergrips as most desirable, while acknowledging that they are an adjunct and not a primary sighting tool.

CCM: What type of ammunition do you carry?

Chris: For the old M85 it was just Federal .38 Spl. HydraShock 110 grain JHP. I charged the SP-101 with CorBon 110 grain +P JHP in preference to the 140 grain .357 Mag. loads—controllability being my pre-requisite. Once I was on the 9mm route, I selected Speer Gold Dot ammunition. I use 124 grain standard pressure for the R9 (no +P for that gun) and used the same when carrying the BHP.

With the SIG 226, I carry 9mm 124 grain +P Gold Dot, and if wetpack performance is anything to go by for an approximate assessment, they perform very consistently as well as functioning reliably in the gun.

CCM: What concealment holsters do you use?

Chris: I have always used outside-the-waistband (OWB) holsters. Inside-the-waistband (IWB) did not work for me no matter what I tried. It is a function of build mostly, as well as comfort and what suits me. The snubs were carried in a canted Jim Burke Hi-ride belt slide rig which gives a close hold to the body. Sadly, Jim died in late 2003 and I had Kevin of K&D Holsters make me another near copy because I liked the style so much. While carrying the BHP, I used a

very comfortable horseshoe leather belt slide rig (actually sold as being for a model 1911, but the BHP sat just fine). With the SIG as my daily primary the last two and a half years, it lives in another creation of K&D holsters: the "Eagle Defender." Again, a canted belt slide, it suits me admirably. It is also important, as most realize, to have a suitable sturdy belt on which to hang a holster and accessories, as an inferior item will only create problems.

I carry the Rohrbach R9 in several modes depending on circumstances, including K&D pocket rig, K&D belt slide, Uncle Mikes #2 pocket holster, and finally, sometimes I use an ankle rig made by ProTech. This small gun can, if need be, go straight into a pocket without any holster.

My final and last ditch option for very deep concealment is a SmartCarry holster. It is rare, because of my lifestyle, that this is needed at all. But I keep it against the very odd time that I do need it because it does what no other form of concealment can do—whether for smallest pocket pistol like the R9, or even up to full size.

CCM: What do you do for a living?

Chris: Over the last several years, I have deviated from my engineering systems path to become involved with web design, data conversion, and image manipulation (as much as anything, due to being asked to do such work). I like to think that I am somewhat semi-retired; I'm lucky to be able to work when there is work and play when there is not!

CCM: Do you have any advice for our readers?

Chris: Can I write a book? First and foremost, I must stress the responsibility that comes with concealed carry. This is not a "macho" exercise or any great demonstration of prowess. No, it is the ultimate means to be able to protect oneself as a LAST DITCH RESORT. I always stress the need to avoid trouble at all costs even if the ego seems to suffer. We have no special status, in fact quite the opposite should we become embroiled in a shooting confrontation. I hope to never employ what I regard as my final sanction.

Learn to dress to carry, which means choosing clothes that best enhance the ability to conceal well. Concessions have

to be made to work environment and time of year. This may further affect the individual's choice of carry platform and cover garments. But my advice ultimately is: carry the largest and best you can within the constraints of everyday living, as well as ensuring that personal choice is based on what feels right and fits properly.

I place great importance on situational awareness—even if not carrying. The ability to spot (or sense) a problem in advance is a major way to avoid trouble, using the senses to the fullest extent and not ignoring intuition either. If things seem less than good, then back off if possible. Recently I have become more aware of "task fixation" as being something to be addressed conscientiously. These are instances where we are distracted by such things as using a cell phone and can allow our attention to become much diminished.

I cannot emphasize how vital I consider it for all who carry and operate firearms to keep sharp on matters of safety. Familiarity over the years can breed complacency and lead to the potential for carelessness. We have a duty to ourselves and those around us to act responsibly.

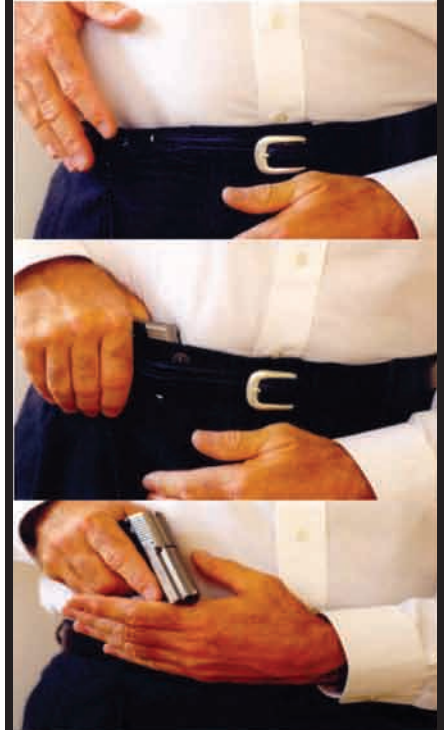
We should do our best to support all RKBA matters, whether by writing to Congressional representatives on relevant matters or just getting new shooters to the range. We are under threat, make no mistake. We all have to put in our small contributions. I am particularly cognizant of this, having lost most of the guns I had in the UK; we are not as protected by the Second Amendment as we might like to think, considering how it is seemingly always under attack.

I also recommend that if people decide to carry, that they do it conscientiously as a full-time habit, wherever legal and practicable. We would not, if sensible, decide on any given day to leave out the spare tire from a vehicle, simply because we think that day we will not get a flat. We do not usually, if a full-time watch wearer, decide that one day the watch can be left off, just because somehow we know there will be no need to tell the time. Nothing, could be worse than being caught up in a threat situation, reaching for our means of protection, only to find that it was not there that day. Having a CCW is a dedication. Make it a full-time mission even if as I do, you work at home.



For Your Total Weapons Concealment Needs!

Designed with over 30 years of LEO and Civilian Concealed Carry Experience.



Carry a handgun IWB without a holster, case or pouch.

CovertCarrier is The **Gold Standard** for Total Weapons Concealment!

For sales and information go to:
www.CovertCarrier.com or
Call: (702)-245-6302.



If you carry a concealed handgun for self-defense, or for a living, the CovertCarrier will give you a tactical advantage.

10% Discount for USCCA Members!

© CovertCarrier Inc. 2006

WOULD-BE ROBBER ESCAPES AFTER MAN PULLS HANDGUN

JOPLIN, MISSOURI — A Joplin man reported thwarting a robbery attempt Saturday night in downtown Joplin with a handgun he was legally carrying.

Thomas W. Doyle, 38, 2931 N. Michigan Ave., reported at 7:28 p.m. Saturday that after he obtained some cash from an automated teller machine at Seventh Street and Virginia Avenue, he was approached by a man while parked in the 700 block of Virginia Avenue, according to Cpl. Chuck Niess of the Joplin Police Department.

Doyle told police that the man pulled out a knife and demanded his money, Niess said. But the man fled when Doyle pulled out a handgun for which he has a concealed carry permit, Niess said.

No arrest had been made by Monday afternoon, Niess said.

Joplin Globe
October 15, 2007

TEEN ARRESTED FOR ATTEMPTED ROBBERY

JACKSON, MICHIGAN — A suspect is behind bars after an attempted robbery in Jackson. It happened Friday at the Quick Mart party store on Greenwood Avenue. Police say a male suspect entered the store, showed a handgun and in response, the clerk grabbed his own handgun and chased the suspect out of the store. Then on Saturday, police say they received a tip that led them to arrest a 14-year-old Georgia boy for that crime.

He is currently being held at the Jackson County Youth Home pending formal charges.

Lansing's WLNS.com
October 16, 2007

MAN FIGHTS OFF HOME INVADERS

CHATTANOOGA, TENNESSEE — An Eastview Drive man fought off three home invaders and traded shots with one of them on Tuesday night.

Police said 30-year-old Courtney Brown was treated for several injuries, including a shot to the calf. Around 9:30 p.m., Chattanooga Police responded to a home invasion call with shots fired at

311 Eastview Dr. Upon arrival, officers talked with the victim, who said he was returning home and was backing his vehicle into the garage when three black males came out of the closet and attempted to rob him.

Mr. Brown said he fought the three suspects and yelled for his daughter to call the police. One of the suspects got into the house and went upstairs to where the daughter had locked herself in the bedroom. The suspect then kicked the door in and demanded she lie on the bed and she would not be hurt. He then took her cell phone.

Mr. Brown continued to fight with the other two suspects and was able to get away from them. He managed to lock the door behind him.

Mr. Brown then encountered the suspect who was inside the house and they fought in the hallway. Mr. Brown broke free, retrieved a handgun from his bedroom and started back to the front door area. The man who was still inside then fired a shot at Mr. Brown, striking him in the calf. Mr. Brown returned fire but did not hit the suspect.

All three of the suspects fled on foot. Mr. Brown was taken to Erlanger where he was treated for several cuts to his head and face and the gunshot wound to his calf. He was treated and released.

Chattanooga Police are looking for suspect #1 who is tall and thin wearing a dark-hooded sweatshirt and dark pants. Suspects 2 and 3 were medium build with scarves over their faces and knit caps on their heads.

All three of the suspects were armed with chrome handguns.

Chattanooga.com
October 17, 2007

WOMAN SHOTS HOME INVASION SUSPECT WITH HIS OWN GUN

JACKSONVILLE, FLORIDA — A woman confronted by two home invasion suspects in a west side apartment on Wednesday morning wrestled a gun away from one of them and shot him, police said.

According to the Jacksonville Sheriff's office, two suspects posing as maintenance men entered the woman's apartment in the 4400 block of Confederate Park Road.

When one of the men pulled a gun, the woman got it away from him and shot him. The man was rushed to Shands-Jacksonville Medical Center in serious condition. His name has not been released.

The other suspect ran away and is being sought by police. The woman was not hurt.

News4Jax.com
October 31, 2007

STORE OWNER FIGHTS OFF ROBBER

ALBANY, GEORGIA — A little after seven o'clock Wednesday night, a man entered the Mini-Mart at 2422 Stuart Avenue, showed a gun and demanded money. That's when store owner Mike Patel pulled out his own gun and fired one shot at the would-be robber.

WALB Channel 10
November 8, 2007

CLERK SHOTS MAN IN ATTEMPTED ROBBERY

SPRINGFIELD, MASSACHUSETTS — Police said they followed a trail of blood to capture a city man who was shot by a convenience store clerk during a botched robbery attempt yesterday morning.

The clerk had been pistol-whipped during the crime, and had a cut to his head, said Detective Bureau Capt. Robert T. McFarlin. The clerk, a 44-year-old native of Iraq, will not be charged, he said.

As described by police, two males entered Wheeler's convenience store at 597 Dickinson St. around 11:20 a.m. One had a stun gun and the other a semi-automatic handgun. A struggle ensued, and the clerk took the handgun and shot one of the suspects in the leg.

Police followed the blood and found Abraham Ramos, 20, of 227 White St., in a garage at 146 Draper St., McFarlin said. He was taken to Baystate Medical Center where he was being treated for a gunshot wound to the leg.

Springfield Republican
November 9, 2007

Disclaimer: Any of the above named actions may not be considered an acceptable use of force according to your states' laws. Please check/know your local laws.

Licensed to Fear

BY: L. NEIL SMITH

A MEMBER OF THE JPFO LIBERTY CREW

"GOODY GUNS" HIT THE TARGET

In the public eye for only a week or two at this writing, "Goody Guns", a unique new program from Jews for the Preservation of Firearms Ownership, designed to heighten Bill of Rights awareness on several fronts, has already begun provoking appreciative laughter, thoughtful discussion, and a great deal of cross-talk all across the World Wide Web.

"Goody Guns" is a package devised by JPFO founder Aaron Zelman, consisting of a cookie cutter shaped like a revolver or semi-automatic pistol, a couple of cute little American flags on toothpicks so the cookies can be decorated, and a couple of JPFO's famous "Gran'pa Jack" comic books: "Gun Control Kills Kids" and "Do Gun Prohibitionists Have a Mental Problem?" Spelling out the issues for kids and parents alike. With it, they are urged to make and enjoy gun-shaped cookies.

Some correspondents think it's just plain crazy and could do more harm than good. Others think it's the niftiest idea they've ever seen. Still others crouch and freeze, intellectually paralyzed like the proverbial deer caught in the oncoming headlights, locked in a state of "cognitive dissonance", unable to react coherently one way or another. One writer, certain to be unfriendly to the idea, can't seem to do anything but post a brief article he wrote—composed mostly of the very press release he's trying to react to—over and over again, everywhere.

In Zelman's view, the fact that even gun activists are arguing among themselves about "Goody Guns" constitutes a successful proof of concept.

Meanwhile, S.G., of Cortez, Colorado—staunch supporter, she claims, of JPFO—writes to the group somewhat frantically: "... but ... as a mother, I have to say [it] is one of the worst, most awful ideas, ever ever ever! ... for God's sake pull this immediately—remove the person who ... came up with this idea from any future idea meetings."

J.M., from Indiana says: "... it is a dumb idea. It will raise the hackles of the anti-gun crowd ... If it served a useful

purpose it would be OK to pull their chain, but ... Surely we can do better than this!"

On the other hand, Larry Pratt, Executive Director of Gun Owners of America, writes to say: "Gun owners have a wonderful opportunity with Goody Guns to counter the Zero Tolerance nonsense. Whether at school, or any other place, Goody Gun cookies and other snacks should be ostentatiously enjoyed. Yummmmm!!"

In fact, the vast majority of Zelman's correspondence about "Goody Guns" has been positive. A born risk-taker with a deep understanding of human nature and a subtle sense of humor, he knows how to make important legal, moral, and constitutional points clear, even to children.

But "Goody Guns", he says, is about more than just defending the Second Amendment. All over this once-free country, innocent children are being railroaded from the public schools for "infractions" ranging from drawing pictures of guns, or soldiers with guns, to pointing an index finger at their playmates in the schoolyard and shouting "Bang!"

It's predictable that considerable fuss will be made when kids show up at school with "Goody Guns" in their lunch boxes and brown paper bags. Imagine what will happen when they hand their teacher a copy of "Gun Control Kills Kids" or "Do Gun Prohibitionists Have a Mental Problem?" The program will reveal the insane hypocrisy of today's "Zero Tolerance" policies, defending the First Amendment as well as the Second, while finally doing something about an oppressive school system that—increasingly—seems more like something you'd find in Soviet Bulgaria, than the Land of the Free and the Home of the Brave.

The place to look for "Goody Guns" is: <http://www.GoodyGuns.com> The price, postpaid, is \$9.95 for one package, and \$16.95 for two. As Aaron Zelman says, "Put the gun haters on the run, with your 'Goody Gun'."

The UNBREAKABLE UMBRELLA

BETTER THAN A CANE!

- Legal to carry everywhere
- Never raises suspicion
- Does not make you look odd (no strange looks if carried by an able-bodied person)
- Keeps you dry in rain, like the best umbrella should



The Unbreakable Umbrella supports this man without breaking or bending permanently.



The Unbreakable Umbrella works just as well as a walking stick or cane but doesn't make you look strange and it does protect from rain.

Visit unbreakableumbrella.com to see videos showing what this umbrella can do!

"When I first saw this 'Unbreakable Umbrella' I thought, 'Is this guy for real?' Now that I've thoroughly studied this product, I'm pretty sure he is NOT screwing around. This is just a GREAT idea."

—Tim Schmidt, U.S. Concealed Carry
—The Ultimate Resource for the Armed Citizen
www.usconcealedcarry.com

For more info and to order, visit us at:
unbreakableumbrella.com

real self-defense
Real Self-Defense LLC
P.O. Box 335, Island Pond, VT 05846
www.real-self-defense.com

GOD BLESS THE WARRIOR



PHOTOGRAPH BY: OLEG VOLK
WWW.OLEGVOLK.NET
WWW.A-HUMAN-RIGHT.COM

I WORRY ABOUT MY CHILDREN.

I am only 37 years old, yet I am already worrying about what kind of adults my kids' generation will be. My generation, by and large, did not fight any wars, as there were no real conflicts when I was growing up. My first recollection of conflict was that some scraggly looking people took a group of Americans hostage for over a year and we did nothing about it. All I remember beyond that is some footage from a small island in the Caribbean that hosted a medical school. I vaguely remember the Falklands and Panama. Next thing I knew, the Berlin Wall came down and Saddam committed the Mother of All Mistakes. The Great Cold War we were raised to be ready for ended without a whimper.

Against this backdrop, I am raising children that are not allowed to play dodge ball in gym class, since that would be teaching them violence and aggression. My kids are forced to go to bullying workshops, and there is "zero tolerance" for them handling bullies in the time-honored fashion. Schools routinely agonize over whether it is okay to give grades to a student when you consider the emotional scarring it might cause to call someone a failure. I cannot understand my daughter's report cards because all of the grades are like "meets expectations, exceeds expectations, progressing..." Um, so is she doing okay in school? Is this an A, a B...?

First graders are now taught conflict resolution: "Stop, we have a problem. When you take my toy, it makes me feel angry." "I see that I have made you angry. I did not want to make you feel....." My wife just finished her Masters in Education and I typed most of her papers from her dictation. I remember thinking to myself, "If I had tried that insane type of stunt, I would not have eaten lunch my whole first grade year." So my generation—which did not, by and large, engage in any mass conflicts—is now forcing large amounts of milquetoast down the throats of our children.

If somehow a child is having problems, it is the system's fault. We put together an intervention team and offer additional services to children. If that doesn't work, the child is probably suffering from some mental disease that was only recently discovered, for which a pill may be given to make it all right. The default mindset is now: "It is probably some 'extraneous source's' fault. The government/school/police should fix that."

When did self-reliance and responsibility for actions become a mindset that should be attacked by the intelligentsia? We have an entire generation of adults right now that first and foremost looks to other people to solve our problems. Divorce rates are sky high, personal bankruptcy is through the roof, our court systems are crippled, we pass laws as fast as they can print them, Katrina was so bad because FEMA didn't get there to handout \$2,000 ATM cards quick enough.... All of these things have one element in common: people are not taking total responsibility for themselves.

Who is best situated to help you? To paraphrase Heinlein: Gasoline does not come from the gas station. Personal security does not come from the government. News is not something that happens to other people. If Katrina hit your neighborhood tomorrow, would you be able to make it through the first two weeks by yourself, or would you be in front of a news camera blaming the government for not being there quick enough with replacement housing?

I worry very much about the mindset of our generation and the overwhelming passivity we are passing along to our children. Where have all the warriors gone? You know, the ones who could strike out tomorrow under just about any circumstance and survive whatever was thrown at them, providing for their family and self as needed? The ones that, no matter what life throws at them, are going down swinging, not crouched down waiting for someone to come to the rescue?

Warriors are not male and are not female. They are not tall and athletic; they are not short and pudgy. They are not white; they are not Native American. They are not meek/passive yet they probably are not wearing an "I don't dial 911" T-shirt. They defy all physical descriptions and attempts to categorize them. You might be sitting next to one now. A warrior can be a school teacher, an accountant, a dentist, unemployed, in a wheelchair, a poet, illiterate, urban, rural, an eleven-year-old little girl; even, I suppose, a newscaster. A warrior does not spend 24/7 developing a plan to kill everyone they meet, but doesn't consider it strange to look for exit doors, fire extinguishers and first aid kits.

"Warrior" is a mindset, nothing more. I fear that mindset has been strongly diluted in my generation. As my meeker generation is now raising another, even more passive generation, warrior is on the endangered species list for our children's generation.

In the last four weeks, we have seen multiple examples pointing to our warrior shortage. In Cleveland last month, Mr. Wells, a concealed carry license holder, shot young Mr. Buford, a 15-year-old thug/probationer. The community's initial reaction to this shooting was shocking: neighbors setting up a shrine to the 15-year-old repeat-armed robber, the shooter who defended himself received threats, his house was vandalized, the typical apologies for the thug: "he was a good kid", "wrong place at the wrong time", "guns aren't the answer". None of Mr. Wells' neighbors were there for him in his time of need; a lone warrior to face the wrath of a mis-programmed public.

The Virginia Tech shooting is even more problematic. Most details are not known at this time, and this might end up being an entirely inappropriate observation. I apologize in advance if so. However, one gunman fires nearly 300 shots over a period of time, and apparently not one student fought the attacker? A building full of 19-22 year old men and women in their physical prime.

Continued on page 14

"A WARRIOR CAN BE A SCHOOL TEACHER, AN ACCOUNTANT, A DENTIST, UNEMPLOYED, IN A WHEELCHAIR, A POET, ILLITERATE, URBAN, RURAL, AN ELEVEN-YEAR-OLD LITTLE GIRL..."

“BE WILLING TO VOICE TO YOUR FRIENDS, NEIGHBORS AND CO-WORKERS THAT YOU HAVE ACCEPTED THE BURDEN, AND TALK TO THEM ABOUT WHAT THEY CAN DO TO LIVE THEIR LIFE AS A WARRIOR RATHER THAN AS PREY.”

Was there not one warrior present? Where was the rush of warriors to stomp on the psychopath?

Yet in the midst of these troubling examples, we find solitary examples of warriors who shine by example.

I have heard some glimmers of hope in the VT coverage, an Eagle Scout who would have died but for taking decisive, improvised action. A teacher who throws himself in front of the door so that others may escape. These are warriors. When the worst presented itself in front of them on this day they stood up to be counted.

On 9/11, four planes were hijacked, only three reached the target. On 9/11, there were warriors present in the fourth plane and on the ground as emergency workers looked up at the destruction in the twin towers and rushed in anyway to try and help others. Warriors are in our midst.

The most encouragement I find is in coverage of the aftermath of Mr. Wells shooting the thug in Cleveland. Regina Brett with the *Plain Dealer* brings us an excellent series of stories of how, in the weeks after the shooting, the silent masses have unanimously sided with the license holder and chastised those who mourned the thug. The Cleveland NAACP is willing to place the blame on the neighborhood that allowed the thug to reach the point he had reached. One of Ms. Brett's most poignant pieces is the one where she talks to the license holder and his twin brother, and they reflect upon how they almost were lead down the path to thugdom due to their inner-city upbringing. They credit the kindness of a neighbor, a stranger, who took interest in the brothers staying off the path to thugdom.

In this Cleveland neighborhood, we see that perhaps the silent masses are not sheep, helplessly poisoned by a steady diet of pacifism. Overwhelmingly, the response, albeit delayed, was to close ranks behind Mr. Wells. I pray these silent masses take the next step and react more quickly and visibly after the next event. I also pray there are more special neighbors who will take interest in a young man's life and see that they don't

slip down the path that swallowed Mr. Buford whole. Mentors are warriors; they see a problem, they take action.

We all should take a page from the NAACP in this. A neighborhood is not powerless unless the neighbors choose to be. Human beings are not prey unless they choose to be. We should choose to be warriors, not prey. This cannot happen overnight, and it is not as simple as flipping a light switch.

Numerous people interviewed by Ms. Brett conveyed a consistent message: *We are tired of living in fear.* If there was a 12-step program to becoming a warrior, step one would be to admit you are tired of living in fear and realize that YOU HAVE THE POWER TO STOP IT.

Think what would happen if the next young thug, who is now only nine or ten, meets a community where their behavior is not tolerated. If, instead of becoming entrenched in the thugocracy for the next three or four years until finally lost for good, the community starts kicking the young man in the behind. There is a neighbor that takes interest where the family would not. “Go down that path, young man, and this is what awaits you.” What if, when the teddy bears are being dropped off at the shrine for the gang banger, the neighborhood is out there jeering those who glorify the thug with a simple message: He got what he had coming to him; any of us would have done the same thing.

You, young thug, might continue down this path towards becoming a predator, but you will find no prey in this neighborhood. You do not have a father, your mom is strung out on drugs or whatever social ill has befallen you. We lament the loss of the family and the ruined innocence of your childhood. We do not want to come back in three years and mourn the loss of your life. Because if it comes to that choice, it will be you, not me, they are mourning.

But what about society beyond the neighborhood? We see the same mentality. People bemoan random shootings and Virginia Tech-like “whack job” incidents. Until we as a society

are prepared to live our lives in a condition where we are willing and able to immediately and overwhelmingly confront these attacks wherever and whenever they may occur, we will continue to have the police show up only after the shooting has stopped, to count bodies and document the crime scene. The ONLY way to stop these psychopaths on their one-way trips to infamy is to kill them quickly, once they finally snap. No preventative measure is ever going to catch the deranged 100% of the time before they act. Making sure we can swiftly end their madness seems to be the strongest insurance to those of us still able to think rationally despite the years of pacifist programming.

You do not have to be a bloodthirsty “mall ninja” to be a warrior. Accept responsibility for providing for your family and yourself wherever you may be. Be willing to act immediately without hesitation or restraint. Do whatever needs to be done to survive the encounter, and sleep soundly that same night.

If you read the above and find yourself nodding in agreement, repeat after me: It is okay to think and act this way. You are normal, it is the Toledo Blade Editorial Board that is abnormal. We are not doing enough of this type of thinking and living, and all it gets us is Virginia Tech, gang bangers, Jihad and absurd editorials.

“God Bless the warrior” is such a powerful idea. Be willing to voice to your friends, neighbors and co-workers that you have accepted the burden, and talk to them about what they can do to live their life as a warrior rather than as prey. As silly as it sounds, metaphorically, show up and say to your colleagues, “Hi, I am a warrior.” Let them know in no uncertain terms: “At the soccer game, at work, at the movie, at the mall, wherever, whenever, if the unthinkable happens, you can count on me, my family, and, after I am gone, my children. Can I count on you?”

Maybe if the warriors begin to live openly again, our children will learn by example that somewhere between submission and aggression is the desired path of self-reliance.

Ken Hanson is a private practice attorney in Delaware, Ohio and serves as the Legislative Chair for Buckeye Firearms Association. He is a firearms trainer for Ohio and Utah, and gives legal presentations for numerous other trainers, including Blackwing Shooting Center, Right Defense LLC and On The Defense LLC.

Charter Arms



CHARTER FIREARMS UNDERCOVER AND OFF DUTY SPECS

	Undercover	Off Duty
Caliber	.38 Special	.38 Special
Barrel Length	2.00 in.	2.00 in.
Capacity	5	5
Action	Double Action Only	Hammerless Double Action Only
Weight	16 oz.	12 oz.
MSRP	\$345 US	\$375 US

I've been studying global markets and the U.S. economy in greater detail lately. We are importing goods of every type from every corner of the world and exporting comparatively very little outside Coke®, McDonald's®, Paris Hilton gossip, and really bad Hollywood movies. Quite a bit of our favorite guns are imports. SIG, HK, Glock, IMI, Walther, CZ... all imports... or at least all foreign-owned companies. Much like the auto industry, a lot of imports are now being manufactured here while U.S. companies are struggling or moving manufacturing out of country. HK and FNH both have large manufacturing operations here now. Look at Detonics. Remember the Detonics Combat Master I recently reviewed? I hailed it as excellent, and before the magazine hit the press they closed shop again. Look at Springfield Armory. A proud U.S. company, sure. But their XD pistol was designed and made in Croatia and their 1911s are built off frames made in Brazil. Remington's new line of Mauser-type rifles (the 798s) are made in Serbia of all places. This is interesting because the only things I'm aware of Serbia ever exporting are refugees and ethnic cleansing.

If you want a U.S.A. made snubby for everyday concealment, where does that leave you? Just Ruger and S&W? Well, there is another one here. A notorious one. Charter Arms made a small, light little snubby that became famous because of a serial killer. It wasn't long after that incident that politicians denounced small,

inexpensive revolvers as "Saturday Night Specials" often referring to a Charter Arms gun specifically. This isn't the historic backdrop a gunmaker would want. Not like, say, Winchester, which uses American history as their logo: the icon of the cowboy racing on a horse with pistol in hand. Yet, Winchester's old New Haven Connecticut factory is shut down—a decision made by the foreign owners who also own Browning. The name Winchester is still around and merchandise is actually abundant. Too bad Winchester as a brand is now meaningless. Almost universally these days a Winchester-stamped item is total crap. Usually cheap Chinese made knock-offs of otherwise decent items like Gerber multi tools and Old Timer knives. Okay, I'll come back to the subject at hand: Charter Arms. The mighty has fallen and the meek has sent us a pair of new revolvers to test out.

I'm going to be perfectly honest and blunt here: When I first looked at these guns, I didn't like them one bit. I didn't like the way the grips don't even fit together. Two different models and neither one has a grip panel that matches the other. And they are not cheap either. Compared to the other American made

wheel guns, they are the cheapest, sure. However if you open it up to other gun makers, the dealer cost is greater than what my shop retails Brazilian made Rossi snubbies for. If we put them on the shelf it would sit there for the same price as a Taurus, and the Taurus has better fit and finish and a lifetime warranty. I honestly couldn't see why anyone would buy a Charter Arms. But when it sits next to a Smith & Wesson or a Ruger, it does so with a huge price advantage. Buying an American gun is something that is important to a lot of people these days and they wouldn't have a gun made in Brazil. This is where Charter Arms

Continued on page 16

The Concealment Shop
Shooting & Concealment Specialists



- ✓ Manufacturing Gun Purses
- ✓ Handbags, Attachés, Vests & Belts for Hangun Concealment
- ✓ Some Customizing Available

3550 E. Hwy 80
Mesquite, TX 75149
972-289-8997
800-444-7090
Fax: 972-289-4410

www.theconcealmentshop.com email: concealmentshop@msn.com



This is the Off Duty. Even in the small hands of Marie, she can only get two fingers on the grip. Charter is proud of the 3 point lock up to keep the cylinder closed. Unfortunately, the hammer drops before the cylinder actually rotates enough to lock up. This could cause a serious timing issue, something more critical than the cylinder falling open during recoil.

comes into play, and they will sell by the boxful.

I know I've been called a gun snob, and I would rather review a slick new Wilson Combat or a Walther. I like nice things and I'll make no apologies for that. I've also promised readers that I will be 100% honest with them. I'm not going to beat something up without pointing out any good points, and these two Charters do have some solid good points to them that make them worthy arms for concealed carry and self-defense. So let's get to it.

The first revolver is called the Undercover. It is a small, very light, 5-shot, double action only (DAO), .38 Special revolver that sports a spurless and snag free hammer. It's nothing more than that. It is what it is. The trigger pull is heavy, the grips are short, and most of your hand doesn't get to hold them. Since it is a DAO gun, you can't cock the hammer for a single action trigger pull because there isn't one. Overall, this is a rough little bugger. Much like an AK-47, what is at first perceived as short comings become strengths and even become endearing qualities. This gun is very small, smaller than the snub nosed S&W model 60 I reviewed. Shorter in grip than a Rossi, lighter than a Taurus. The only thing as small and light is a certain Smith & Wesson which has a much higher sticker price.

I wanted this gun to fail so I could report that. So I shot the hell out of it. I really did. Charter says these guns are +P rated, so that was what I used. I had

eight boxes of +P loads that I often use in my .357 Mag Ruger Vaquero for when I want to get my Cowboy on. I didn't have much in the way of standard loads, only a couple boxes of Winchester and Blazer. I shot it all up and the gun didn't fail me. It kept on chugging. Firing, extracting, locking, and firing just like it was made for the Soviet Military or something. Simple, unpolished, but effective in getting the job done.

I want to talk about the cartridge for a second. I think these Charters just might be the first .38 Specials I've reviewed for CCM. Most of us are well familiar with the mighty .357 Magnum. But the .357 is the steroid pumped son of the sagely .38. It's the same bullet, but the brass case is a bit shorter and it is loaded to lower pressures. Where the .357 is full of sound and fury with all due significance, the .38 is a much more pleasant cartridge to shoot. In fact, you can shoot it all day long without fatigue. The .38 might not be a hotrod, but it remains a favorite of detectives and bull's-eye shooters because of the reliability and accuracy that is inherent in the cartridge. A famous New York detective, Jim Cirillo used .38s through his colorful and powder-burnt career.

The other Charter I was sent is called the Off Duty. It is exactly the same as the Undercover, but it has a shrouded hammer like the S&W 460. The Off Duty is the one I like. Even loaded with 5 rounds of .38 Special hollow points, the Off Duty remains light enough to drop into a jacket pocket and stay there all day long. This is a good characteristic given the cooler weather we are having here in the fall as I write this. By the time you read this, it will probably be dead of winter and the weight of your CCW gun will be less of a concern than frost bite, frozen car batteries, and slipping



At first glance the Charters don't look bad at all. But upon closer examination, the poor fit of the grips are obvious. If it was just that, I'd say just get some aftermarket grips. Another gun magazine had recently said that Charter's fit and finish is on par with other production revolvers. In all honesty, it is the worst fit and finish I've ever seen.



This is what I got from the factory. Look close at the marks on the frame panel and how the trigger guard slid apart. I've never seen that in a firearm before, but I have seen it looking at cars that have been in collisions.

on ice. But autumn is all about cozy and comfortable. We are looking forward to pumpkin pies and wearing sweaters that only Bill Cosby would love, while sipping cups of sweet beverages that give off steam as you hold them to your lips. We can think of shoveling snow, jump-starting cars and black ice later. Right now, this is a pleasant, Norman Rockwell sort of time. For this time, the Charter Arms Off Duty is perfect.

Last week I had dropped the Off Duty into my wool-lined Moose Port jacket and totally forgot about it until I was searching for a movie ticket that I knew I had stashed someplace in all those pockets.

"Oh yeah, the Charter!" So why did I strap my .45 Commander to my hip, and the Guardian around my ankle? Because the Charter is so light and small that I forgot all about it all week. That, and I probably have way too many guns because I didn't count the ones locked in my vehicle, and the one I have with my laptop, and the, well, no. That's not too many. I mean, come on. I could have a sudden need for a .338 Ultra Mag. We do have Moose out here. Seriously. I have pictures.

Speaking of laptop, wouldn't it be cool to have an optical drive holster? Push a button and the laptop ejects a small pistol? Just thinking out loud. Back at the theater, I stood there in line for my "medium Diet Coke®," easy on the ice" that

costs as much as a box of shells. Casually waiting, and watching a big biker-type with a suspicious eye. If something happened and I needed to draw, the one gun I had on me that I could have gotten to the easiest without drawing attention to myself would have been the Charter Arms Off Duty.

Shooting the Charters isn't as bad as I thought they would be. Even for such lightweight guns, all the .38 Special loads I tried were not bad at all in the hand. I was expecting a sharper felt recoil. The trigger pulls on both guns were heavy and made accuracy a challenge. But in fairness, accuracy isn't really a requirement with these sorts of handguns. Going bang is.

Being a gun snob, I have a deep appreciation for aesthetic qualities and refinements such as mechanicals that work like the internals of a Swiss watch. I like that sort of thing. Now, I'm not seeing

those things with these Charters. This disappointed me, but maybe it wasn't the guns fault. Perhaps I was a victim of my own expectations. Looking at these guns without bias, they do exactly what they are made to do and they deliver the goods. These are not gun safe jewelry. They are made to be packed with you at all times. These guns are unadorned and unpretentious, just like life rafts. They are simple and they work. And when it comes right down to it, that is all that really matters in the end.

If you want a real American-made gun but don't have a lot of money, then Charter Arms has you covered.

George Hill is an NRA Certified Pistol and Personal Protection instructor and the writer and publisher of MadOgre.com. Visit his website for more information on Mad Ogre.

www.madogre.com
Photography by George.

**BE AWARE, BE PREPARED,
BE A USCAT.**

Visit our website
and activate your
membership today,
it's free!

www.unitedstatescat.us
info@unitedstatescat.us

USCAT, Keeping America Strong

Grassroots: IN THE SPOTLIGHT

written by: veteran gun toter and holster maker, Mike Harlow

HARLOW HOLSTERS

CONCEALED CARRY: WHAT WORKS, WHAT DOESN'T

Edging close to four decades, I have carried a concealed weapon as a combat rescue air crewman in the Navy; as a police officer, then as a P. I. and bodyguard, and finally as a civilian with a concealed carry permit. During the journey, several attempts were made to rid the earth of my shadow. Because of this (and for no other reason), a gun is always within reach. I like to clank when I walk. My bed clanks. My shower clanks. When I pushed a stroller, the stroller clanked. My car clanks and my dog clanks. I think you get the picture.

This journey required a lot of holsters. In 1980, I made my first one. I even did it in basket weave. It was one ugly holster, but it worked. It was sewn by hand, as were the following nine. When I realized I wasn't going to make money that way, and doing it by hand is hard, I got a sewing machine. The rest is history. Twenty-seven years later, I am still carrying concealed weapons and I am still making holsters. I have used every type of holster known to man, and I formed some opinions by having been there and done that. My gun has dropped out of holsters and hit the ground three times. I've been on the ground wrestling for my gun three times and have had to take bad guys down by the horns at least a hundred times. I have used leather, plastic and nylon holsters from some well known makers. Some good, some bad.

As a lot of the readers of this magazine are new to the habit of carrying a concealed weapon, the editor and I thought we might be able to save you a lot of time and money learning holsters other than by the Braille method. If I had the money I have spent on holsters over the years, it would probably pay for a vacation. I will cover the various types starting with the most popular.

STRONG SIDE, BELT

For good reason, this is the most popular option. Properly done, it's fast, concealable, and comfortable. Do not overlook these three reasons for choosing a holster. If one of these three elements is missing you won't own the holster very long or it will find its way into a closet never to be seen again. The one-loop affair is "Old School". It is a bad choice in most cases because it allows the gun to flop around on your belt and sometimes slide either forward or backward. Roy Baker showed us a better way with his "Pancake" design. It has two loops to stop the holster from rocking and spreads the load over a larger area. Every current holster maker copies Roy's design in one way or another, including yours truly. The design pictured below is my BS-1. It is my best seller.

As you can see, this offers two loops (hidden in this case) spread out for stability and can comfortably hold large frame revolvers all day.



INSIDE-THE-PANTS MIKE'S INSIDER

The holster that is second in orders (for me) is the inside-the-pants rig. It places second in popularity for good reason; it holds full-size fighting guns with good concealment. It is not without its problems, however. Sticking a gun in your pants can be less than comfortable. Some guns are thicker than others. Add to that a holster with snaps over the gun and now you have several layers of leather plus the gun, plus the snaps and wow! You have to buy pants one to two inches bigger in the waste to accommodate this rig—not to mention a bigger belt.



If the concealing shirt or jacket rides up, passersby can see the straps, hooks, snaps, clips or screws used to secure it. Any smart cop (or criminal) will know you are carrying. Some makers even reinforce the top of this holster with steel (and even more leather) to make re-holstering easier. Now it's about as flat as a fireplace log. A hideout holster counts more on its ability to hide the gun and afford a fast presentation. Fast re-holstering never won any gunfights. Because of this, I never could stand the things and never wore them—until recently.

I knew I wanted it thin and with no giveaway clips, straps, hooks, snaps, etc.

It absolutely had to remain in the pants when the gun was drawn, or you and I would be a laughing stock when the holster came along for the ride when we drew our gun. Not only does it look comical, but it refuses access to the trigger, and that could get us killed. I tried a few methods and materials to keep it in the pants with varying degrees of success. Not good enough. I realized that the slick, stitch pattern following the line of the gun gave it a "bitchin' look and fit" but was still allowing the holster to come along for the ride. So I dumped the bitchin' look and made it into a simple leather bucket that did not hug the gun.

Next I added a 2x2 inch square of thin synthetic material that was grabby to the inside of the waistband. That was it! I put several of them out in the field for research and development and all worked perfectly and still do. This new design is so successful, I am dropping the traditional small of the back holster because Mike's Insider can be worn inside (small of the back) with much greater comfort and concealment. It is also an easy-on and easy-off holster. I normally hate these because if it's easily taken off, guess where it is when the defecation hits the fan? The upside of mine is that it is so comfortable, you don't need to take it off. If you weigh seven hundred pounds with half your butt crack showing, this is not the holster for you. God only knows where it might wind up. It requires a tight belt. If you want to try this one in a SOB (small of the back position, get it in an opposite draw model. Righties get a lefty holster and vice versa. More good news is that the gun can be accessed by either hand. Murphy's Law states that if you get into a gunfight you will start the fight with a broken strong hand. Fight over? Not by a long shot. Draw weak hand and seize the day! This is a terrific holster for the gals. Because of those wonderful curvy hips, a strong side belt carry puts the gun handle into your ribs. Front biased cross draws work but are impossible to conceal. If it isn't concealed, you're breaking the law.

POCKET HOLSTERS MIKE'S POCKET ROCKET

These little rascals are so cool it nearly defies description. They make obsolete three holsters that I'm aware of. Namely the Ankle Holster; the Tuckable Holster and the Crotch Holster. Tuckables are an abomination if you need your gun in a hurry (if you need



your gun, you need it in a hurry). I never made tuckables and I quit making the other two.

These little jewels are twice as fast as the ankle rig and three times faster than the tuckable rigs and the crotch holsters. It is not only faster than an ankle rig but you can wear this one with shorts. Oh sure, you can wear an ankle rig with shorts too, but you will attract men in blue suits. If you are large, you wear larger pants with larger pockets and hiding a five-shot .38 revolver isn't difficult. This type of holster breaks up the outline of a gun. It keeps the gun upright and ready for a clean draw. It keeps lint out of the mechanism and prevents wear and tear on your pocket. Notice the stitch line does not hug the contours of the gun? Because of this, it won't come along for the ride.

These holsters are good choices for you buffet champions. If like me, you are smart and have already obtained a Kel-Tec 380 auto. It is feather light, flat as a saltine cracker and holds seven rounds instead of five. This is a terrific way for cops to carry a second gun. A Kel-Tec in my *Pocket Rocket* holster means there is no longer an excuse for going around unarmed! If you have gone to the trouble of obtaining a concealed carry permit, you are no longer a grass eater. You are automatically enrolled in the heralded order of sheep dogs and as such, it is your responsibility to clank when you walk.

SHOULDER HOLSTERS MIKE'S "MURPHY RIG"

These are great for just about anyone. The prices go anywhere from yard sale to the "Rob Report". They are made of all three materials; leather, nylon and plastic-fantastic. There are two types: horizontal and vertical. Big guns need a vertical carry and belt tie downs. Smaller stuff can be carried horizontal as long as it doesn't print through clothing. Autos are more flat therefore more comfy when under your arm in a horizontal carry. Never buy a holster that doesn't include at least two reserve magazine pouches on the off-side for a balanced load. You will immediately notice something about the mag pouches. They are either horizontal or vertical. If vertical, you will know that the maker doesn't carry a gun.

Continued on page 20



Front view of a horizontal shoulder holster.



Rear view of the horizontal rig.

Vertical pouches are nearly impossible to reach unless you have spider monkey arms.

Porkers rejoice! Shoulder holsters will not pull your pants down any further than your gut already has. If you have to use a public toilet, you already have a safe place to hang your gun. It won't fall in the toilet or be left on the back of the toilet when you leave. It didn't happen to me, but it has happened—a lot.

If you opt for elastic tie downs, it can actually be used as suspenders. You will lose some of the concealment value of this rig if you do. Used without tie downs you can put a shirt on over it and actually tuck it in (leaving one button open for the draw). It isn't super fast, but it's way faster than a tuckable, a crotch rig, or an ankle rig. It's not as quick as a strong side, but it's pretty quick. I used one for a week long summer bodyguard job years ago on private property where guns were prohibited. I had to be armed, and it absolutely could not show. It didn't.

These rigs come in all kinds of different designs. Most have adjustment buckles and/or snaps, screws and what-not. I am currently the only guy on the planet using Velcro® for adjusting the straps. Now that I ran my mouth, this will change. I use straight straps instead of the cobra style seen on many TV shows. Next time you watch a cop show like *Law & Order*, observe how the wide part of those straps usually wind up wrinkled in the guy's armpit. I even saw a TV detective wearing an upside down

holster on the wrong side. He could not have retrieved his gun if a problem arose. I also neglected to use a cross over center piece where the straps cross in the back because they cause lumps. Keep the holster hung on a chair back while sleeping. Come morning, grab it off the chair and slip into it like a sport jacket (you remember those).

As many women's pants and skirts have no belt loops, this is an excellent choice.

Another easy give away clue that a maker "doesn't carry a gun" is the absence of snap flaps on the mag pouches. When it hits the fan you might need to run, hurdle trash cans, dodge guard dogs, and scramble over fences including high ones with (oh yes) barbed wire on top. This is how you and your spare ammo part company. I don't trust my life to an adjustable tension device. I also don't trust my life to a horizontal rig with the thumb snap under the hammer. Why? Because I lost my .38 Super out of



Mike's "Murphy Rig" showing thumb strap under the tang.



a snapped big name, holster twice in one day, that's why. I threw it away that night and made my first "Murphy Rig" with the strap under the grip tang. This method will not allow the gun to slip from the holster while playing miniature golf like it did with me. That famous name holster maker and all the copiers are still making them the same way. Now you know.

Carry the big guns vertically. They conceal better than you think and believe it or not, this is a fast rig.

THE BRA HOLSTER

Now you're seeing another holster aimed solely at the girls again because of the hip problem and the fashion problem (no belt loops). There is a holster that allows a girl to "carry concealed" on even the hottest summer days with excellent concealment and comfort. Fast draw? Not very, but it satisfies the first rule of gun-fighting—*Have a gun.*



Yes, that's a .40 caliber Kahr in a bra holster.

To my knowledge, I have never seen one advertised anywhere but my own website (www.harlowholsters.com). The holster is made of a soft polyester fuzzy material. It looks exactly like teddy bear skins. If it picks up a little sweat, it's washable. It has no loops as it doesn't attach to a belt. It goes anywhere inside your bra that you find comfortable.

Yes, you heard it right. Gals stuff bras with all sorts of gear outside the design parameters. Cigarettes, combs, decks of cards, dice, switchblade knives and crack cocaine are just some of the items I have found in bras. So why not a gun? If you're pretty, I also offer free fittings. I'm seeing more and more women at concealed carry classes and I'm actually selling these holsters. I made one recently for a 40 S&W Kahr. She promised to send a photo but **never did!**

HUNTER STYLE HOLSTERS
MIKE'S HUNTER WITH RUGER GP100

These are old designs but still useful. Here is a Tom Three Persons design from way back. I made this one with an



open muzzle, so as not to jab car seats as much. This design is great for big revolvers. It is a high ride with a decorative border. I use a solid brass button instead of a snap, because they are quiet and can't be jammed by dirt or sand. This holster can be used for concealment if limited to revolvers with no more than a four inch barrel.

Well that's all for now. It certainly isn't all the styles available from me or other holster makers but it's a compendium of what is working well for me after these many years of taking the road less traveled. I have dwelled on my having been a gun carrier as well as a holster maker. To me, buying a holster from a guy who doesn't carry is like buying a parachute from a guy who refuses to jump.

For more information, visit:
www.harlowholsters.com
or call: 970-314-2059.



THE GUY WITH THE LASER SURVIVED.



Learn why he survived by watching our FREE DVD: "Shots In The Dark." Yours with a catalog request. A \$50 value.

Crimson  Trace

WWW.CRIMSONTRACE.COM * 1.800.442.2406

Mastering the Crossdraw



Sky Cop crossdraw holster by DeSantis. This can also be used in the 'appendix carry' position.

The most famous practitioner of the crossdraw was Wild Bill Hickock. His normal carry method for his Navy Colt pistols was to have them in a sash around his waist, with the pistol butts pointing forward. From all accounts, he was an expert marksman, but this still didn't stop him from being caught in Condition White in a saloon in Deadwood in 1876, where he was shot in the back.

Some law enforcement agencies used to have their patrolmen carry their sidearms in crossdraw holsters, some of them with a military-style flap-top fastening, which were suspended from a military-style Sam Browne belt. This must have made for some very slow draws in emergencies! Nowadays however, with all the equipment carried on the belt, a crossdraw rig like that would be unnecessarily cumbersome.

For civilians wanting to carry their handguns concealed, crossdraw can be an extremely valid carry method, which was brought to mind recently, when I was running an advanced class. One of my students showed up with a crossdraw holster. His reason for this was that he was from one of the northern states, where the winters are extremely cold. Consequently, when he carried concealed, he carried the gun, a Glock 19, where he could access it quickly from under his jacket, rather than having to sweep the jacket aside on the draw for a normal, strong side holster.

As a resident of Arizona, where summer temperatures rarely dip under the hundred-degree mark, few people wear a jacket, unless their job calls for it. Concealed carry here is simply a matter of letting your shirt hang outside your

pants, to cover the holstered handgun, which is usually carried on the strong side, with the holster mounted just behind the hip bone.

The student had brought his cold weather jacket with him, and he demonstrated his draw method while wearing it. The jacket was a zip-fastened parka, and his draw was made by unzipping it with his left hand, while at the same time, his right would reach in and grab the gun. This seemed to work well for him.

Right now, I can sense dedicated *Concealed Carry Magazine* readers mentally composing letters, telling me that having a crossdraw means that the gun is within reach of your opponent. To this, I have an answer. One of the first rules of self-defense is *create distance between you and your attacker*. If he gets too close, you have two choices: step back and make the draw, or "stick one on him."—a British term used when one uses a fist, or the point of the elbow to the face!

With crossdraw in mind, I went back to the range and worked out a few simple moves. As I no longer own a crossdraw holster, I used the old favorite, 'Mexican Carry,' with the gun simply stuffed inside the waistband of my pants.

With a target set out at ten feet, I found that the best way to draw the gun was by taking a step back with my right foot (I'm right-handed), which brought the gun more into line with the target. Left-handers should reverse this. From there, it was a simple move to draw the gun, and hits could be made at any time, even one-handed just after the gun had



Crossdraw holster by Bob Mernickle Holsters.

cleared leather. I tried this method when wearing a jacket and it still worked well, with the weak (left) hand dragging the jacket aside to enable the strong hand to grip the gun.

I also tried the crossdraw using a technique I learned long ago, back in the UK. I balanced a one-gallon milk container (half-filled with water, to give it some mass) on top of the target. I then stood facing the target and pressed the button of my shot timer. At the sound of the timer's 'beep,' I hit the milk container with **the heel** (never use the fist) of my left hand, knocking it off the target, and at the same time, I stepped back and drew the gun and fired, with the trigger being pressed just as it cleared leather. Apart from getting splashed when the lid came off the container, I found this technique really worked, and that good center hits were easily made, in reasonably fast times.

This technique was designed for cases when your opponent has managed to get close to you, and could be in a position to snatch the gun. By striking him in the face (NEVER use your fist!), you are achieving three things. First, you are using force with your left hand to keep him away from you. Second, while your hand is in his face, you'll have blocked his vision. Third, you can draw and shoot with no danger of getting your hand in the way of your bullet.

I found that for me at least, the crossdraw position worked best with the gun placed just to the left of the navel. I'm not a big guy, and there's not too much room between the mid-line of my body and the hip bone, so placing the gun further away from the navel didn't work. Wider people than me, with more flesh on their bones may find that the gun can be moved closer to the hip bone.

A crossdraw also works well for women, as their body shape generally

works against a strong side holster, which, unless specifically designed for women, will force the butt of the gun into the body. This has the unfortunate result, which I often see on the courses I run, of them doing a "Quasimodo lurch"; leaning away from the gun to allow their hand to make the draw.

Another plus point for crossdraw carry is that it makes carrying in a car so much easier. The gun is right there where you want it and making a draw from a seated position is a far simpler proposition than trying to get a gun from a holster behind the hip. Of course, with U.S. cars having the driver's side on the left, it's difficult to shoot out the window, unless you're left-handed!

There is a downside to crossdraw carry. You should make sure that the holster doesn't have too much of a rake, with the muzzle of the gun facing too far towards the hip. This can make the gun's butt come too near to the waistband of the pants, which could interfere with the draw.

Most holster manufacturers have at least one crossdraw holster in their range, and some of their products will be reviewed in a future article. In the meantime, here are a few companies whose products are well worth a look:

DeSantis Holsters
www.desantisholster.com

Galco
www.usgalco.com

Horseshoe Holsters (UK)
www.holsters.org

Bob Mernickle
www.mernickleholsters.com

Finally, this story is true, and shows that words really do have wings. A friend of mine had worked in Hollywood as a stunt double for a well-known Western movie star. He decided that he would like to learn how to shoot from a crossdraw rig, using his customized Colt Officers ACP pistol. He bought a holster, and worked hard at his draw, until he was regularly achieving sub-one second draws.

Some wit in the class named him 'Johnny Crossdraw,' and the next time I saw him, he told me that he had bought another Officers ACP, with a matching left-handed holster, and was practicing his double crossdraws with it. I later saw him in action, and I can honestly say that he was a true inheritor of Wild Bill's legacy. I only hope he stays away from saloons in Deadwood!

Tony Walker is President of SAS Training, Inc., in Scottsdale, Arizona. He teaches regular defensive handgun classes with his wife, Vanessa, and he is the author of numerous magazine articles, which have been published in the US, Australia, South Africa, and the UK.

Tony is also the author of the action thriller, Snides. He has recently completed a sequel, Pilgrim's Banner, which will be published later this year. You can e-mail him at tony1911@cox.net or check out his website at www.johnpilgrimbooks.com to learn about his novels, which feature the hard-hitting John Pilgrim and his swift-shooting wife Sally. In addition to his novels, Tony has also recently completed How to Win a Gunfight, which will be available soon.



Tony demonstrating drawing from a Mernickle crossdraw holster worn under a shirt. Note his left hand lifting his shirt clear of the gun.

the ordinary guy

Column by Mark A. Walters
VOL. 23



● Happy New Year to everyone! This is one of the heaviest travel seasons of the year, and I want to take the opportunity to clear up some things regarding traveling with handguns, particularly when flying. I receive a ton of e-mail every month, and it seems that this topic comes up quite frequently. Well, as luck—and I do mean luck—would have it, I recently had an experience (or should I say that I didn't have an experience) that all of us can learn from. I've become quite accustomed to airport, airline, and TSA regulations when it comes to flying with my guns. I'd like to clear a few things up, and then relate what could have been a very scary experience. Let me explain:

First of all, there is absolutely nothing to worry about when your travel plans involve a flight. I wish I had a dollar for every time I have read some posting somewhere from someone asking about packing heat on board an aircraft. Let's start there; you **can't** pack heat on board an aircraft. You can however, pack your weapon or weapons, as well as ammunition, inside your checked luggage. How many times have you seen some news story about the individual who was arrested at the security checkpoint with a loaded gun in their bag or briefcase?

It happens all the time. I used to think, "What a dumb ass. How could anyone be so stupid as to forget they had a gun in their briefcase and not remember it

TINK, TINK, TINK

until they went through airport security?" I'll get back to that in a minute.

First, some things to know when you are traveling by air with a handgun and ammunition: It is NOT required that you arrive at the airport an extra two hours early! Don't believe what you read from all of these folks who tell you to wake up with the roosters and arrive at 0800 for a noon flight. Not necessary. You do want to give yourself an extra few minutes to account for the possibility that the person behind the counter may not be familiar with their own policy or TSA requirements, but the process is a simple one, and most employees are aware of the procedure.

Here are the things you need to know. First, make sure you have a "hard-sided", locked container to place your gun in. In many cases, you can use the container that the gun came in when you bought it. Smith and Wesson, for example, sells

guns in a plastic container that is designed to be locked. This works just fine. I do however, recommend the Center-of-Mass (www.center-of-mass.com) travel safes, and in fact, I have two of them for large or small guns, depending on my flavor of the day. These things are the greatest! I take the cable that comes with the safe and place it around one of the supports inside the suitcase and not only does my gun reside locked in the container but the entire safe itself is securely fastened to the suitcase.

Second, the suitcase itself must also be locked. Make sure you have a suitcase that has the ability to place a small lock through the zippers to keep the bag secure and while you're at it, make sure to purchase the small TSA locks available at most pharmacy stores. They will have the little TSA logos on them and in the event that security needs to get into your bag, TSA will already have a key; all the

"...there is absolutely nothing to worry about when your travel plans involve a flight. I wish I had a dollar for every time I have read some posting somewhere from someone asking about packing heat on board an aircraft. Let's start there; you **can't** pack heat on board an aircraft."